

iTunes to iPad

Part 1: Unzipping the .zip file

1. Download the "**RetrofittingNebraska2018-NeWAP-epub.zip**" file.
2. Unzip the ".zip" file with the following steps.
 - a. Double-click the **.zip** file.
 - b. Right-click the **.epub** file.
 - c. Select **Copy**.
 - d. Close Windows Explorer/File Explorer.
 - e. Right-click on the desktop.
 - f. Select **Paste**.
 - g. The **.epub** file is on your desktop, ready for import into the **iPad**.

Part 2: Import the .epub book into the iPad

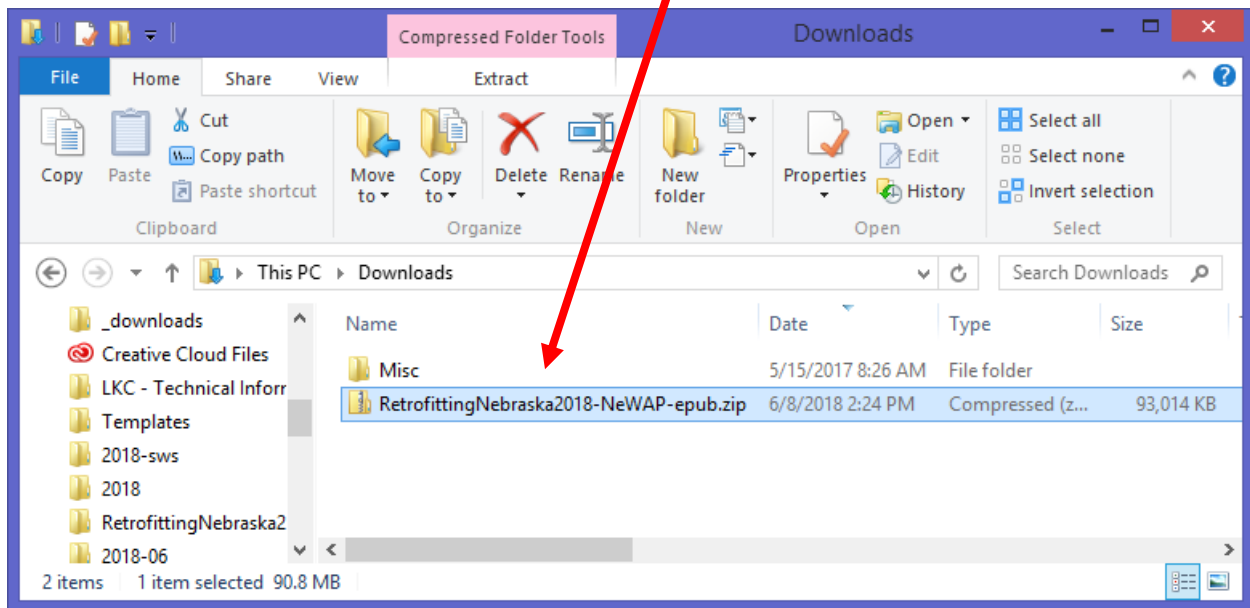
1. Install **iTunes** on the PC.
 - a. Download iTunes from: <http://www.apple.com/itunes/download/>
 - i. [Note¹: Be sure to select the appropriate "bit" version for your PC.]
 - ii. [Note²: You may need to restart your PC after installing **iTunes**.]
2. If iTunes is open, **close iTunes**.
3. **Unlock** iPad.
4. Plug **iPad** into **USB port** on **PC**.
5. The **iPad** may ask you to "**Trust this computer**"
6. Tap "**Trust**"
7. **iTunes** may open automatically.
 - a. [Note¹: **iTunes** may need to "sync/backup" the **iPad**.]
 - b. [Note²: If **iTunes** doesn't open automatically, double-click the **iTunes icon**.]
8. Once **iTunes** is open, click the **iPad** icon.
9. Under "**On My Device**", click **Books**.
10. Locate your downloaded copy of the "**RetrofittingNebraska2018-NeWAP.epub**".
11. Resize the **iTunes** window so you can see both the **file icon** for "**RetrofittingNebraska2018-NeWAP.epub**" and the **Books** section in iTunes.
12. Click & drag the "**RetrofittingNebraska2018-NeWAP.epub**" file into the **Books** section of **iTunes**.
13. First, the "**RetrofittingNebraska2018-NeWAP.epub**" shows up as a "**Link**".
14. Drop "**RetrofittingNebraska2018-NeWAP.epub**" here.
15. iTunes copies the "**RetrofittingNebraska2018-NeWAP.epub**" file into the **iPad**. (Please be patient...)
16. After iTunes finishes copying, your new "**RetrofittingNebraska2018-NeWAP**" e-book is ready in the **iBooks** app.

See pix below.

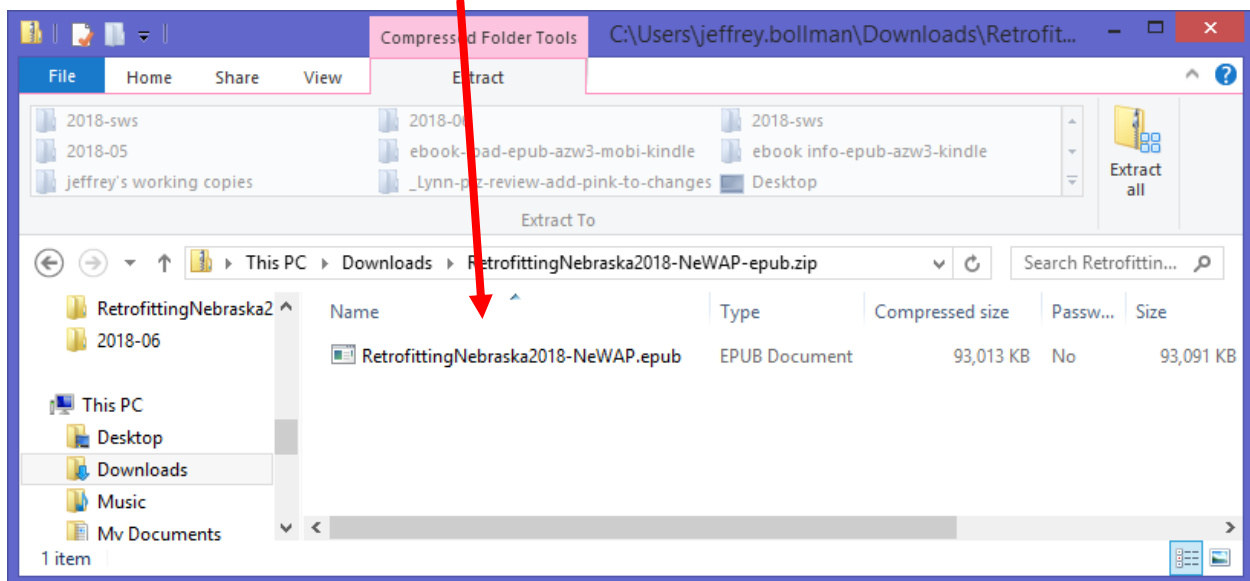
iTunes to iPad

Part 1: Unzipping the .zip file

- Locate the downloaded copy of the "RetrofittingNebraska2018-NeWAP-epub.zip"

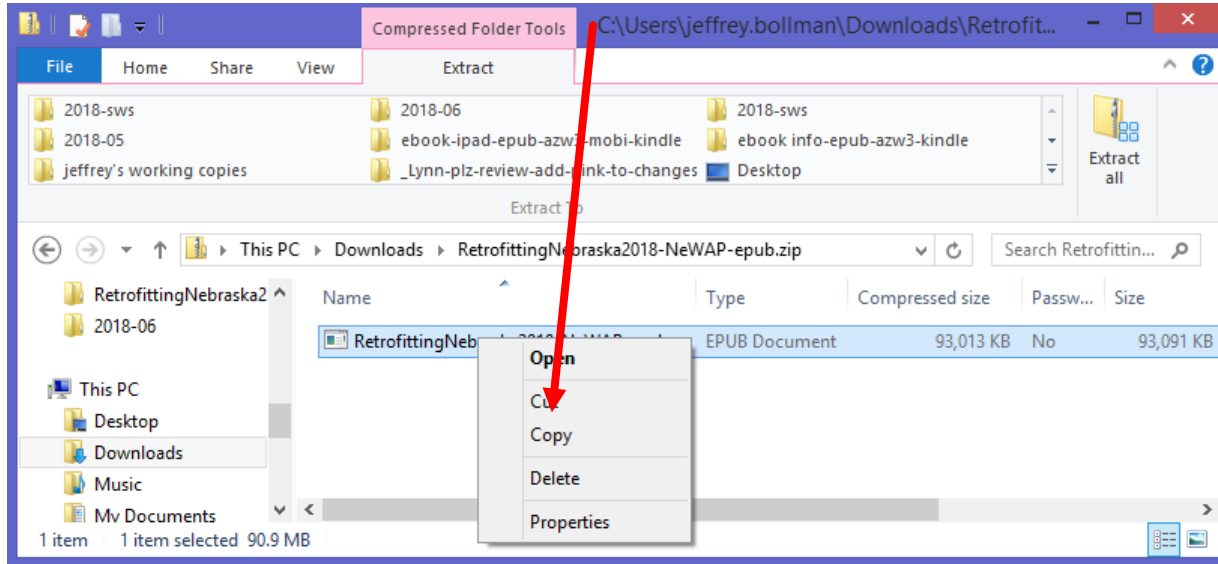


- Double-click the .zip file.
- You should now see the .epub file.



iTunes to iPad

- Right-click the **.epub** file & select **"Copy"**.



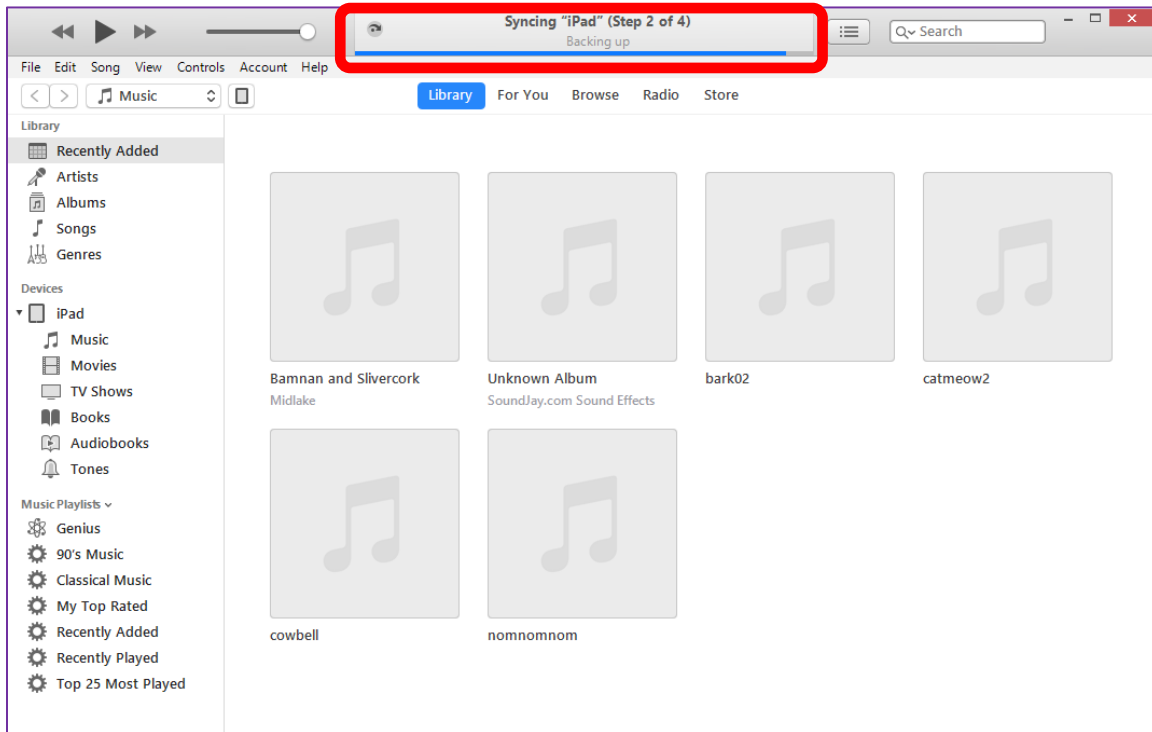
- Paste the **.epub** file on your desktop (or another place where you can find it again.)

[Note: You will be clicking & dragging this **.epub** file later.]

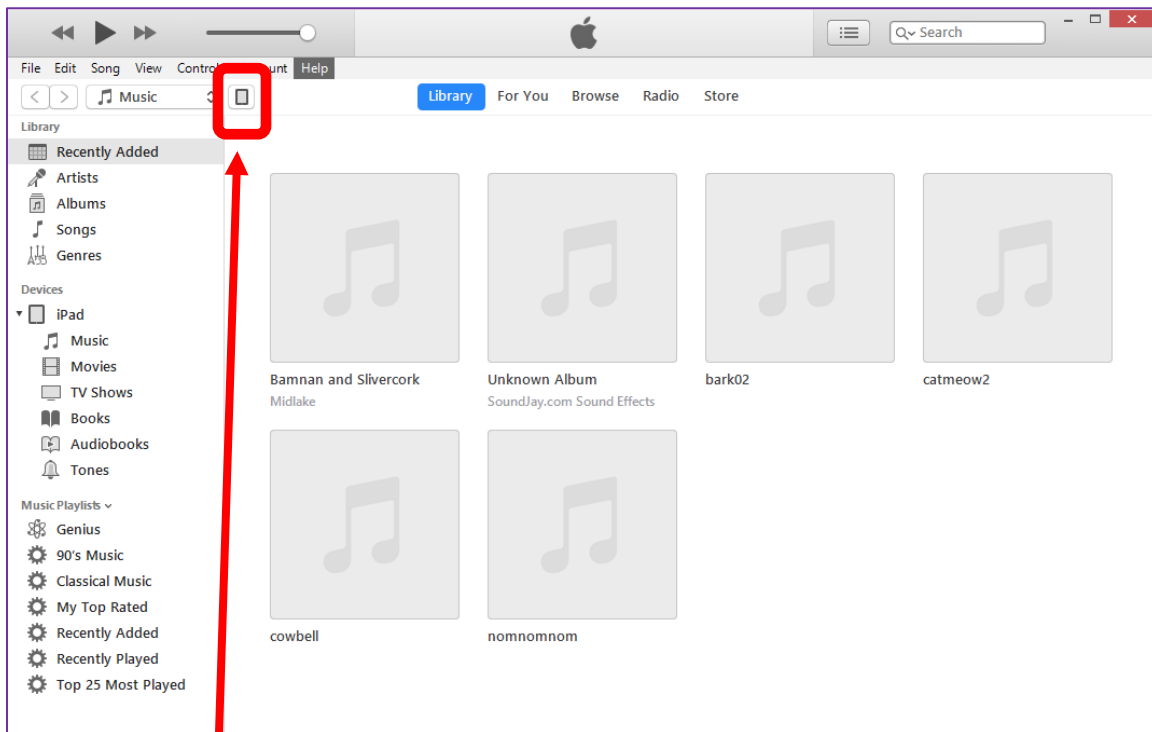
iTunes to iPad

Part 2: Import the .epub book into the iPad

- After unlocking the **iPad**... AND... connecting to the **PC**... AND... starting **iTunes**...
- [Note: The **iPad** may "**sync**" with the **PC**.]



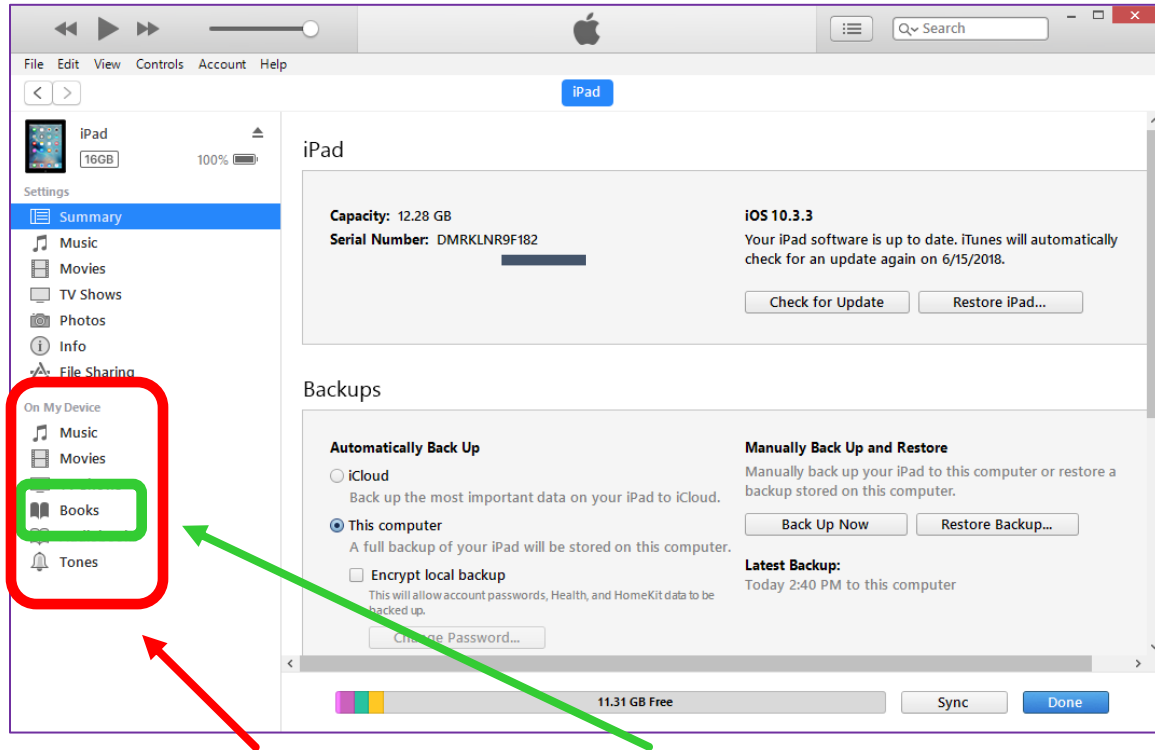
- After the "**sync**" is complete, this screen displays:



- Click the **iPad** icon.

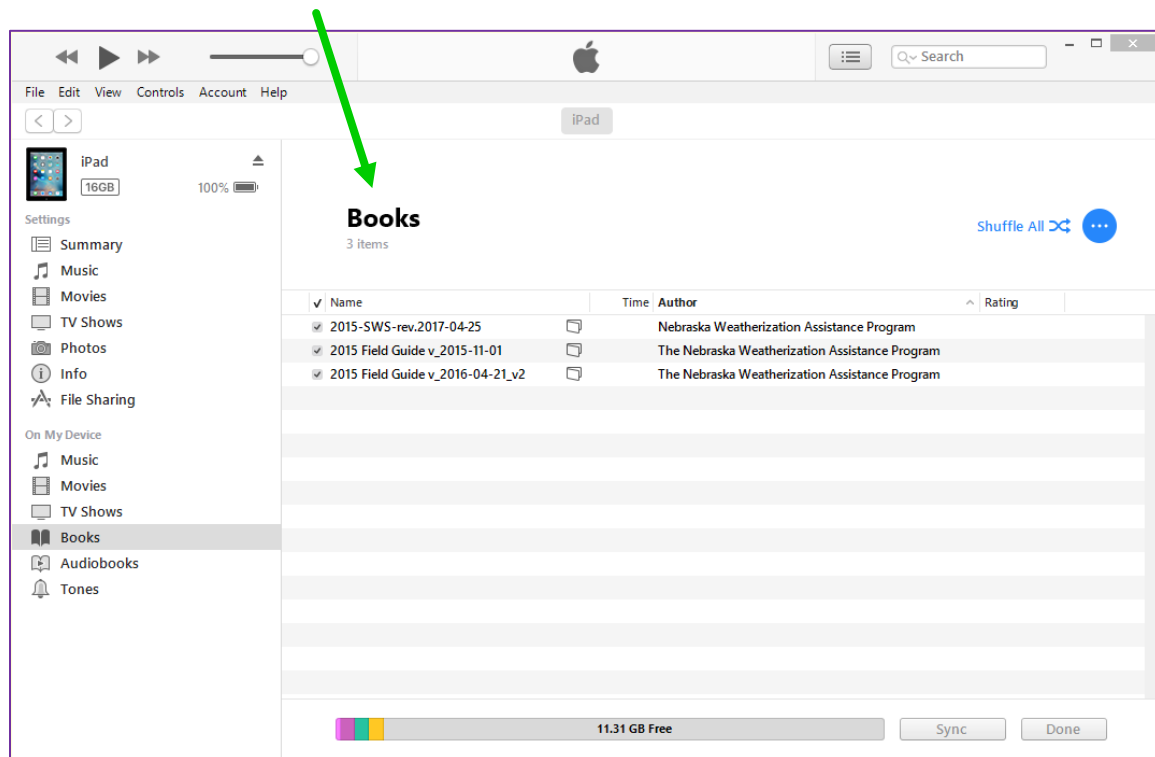
iTunes to iPad

This screen displays:



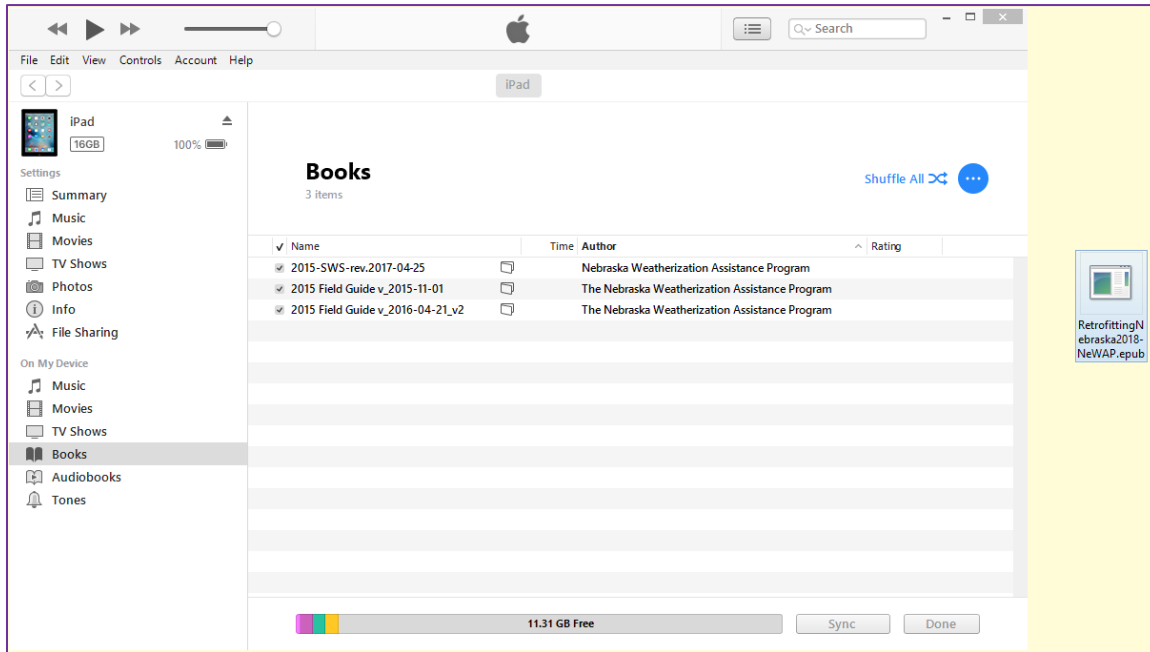
Under the "On My Device" section, click "Books".

The iTunes "Books" section.



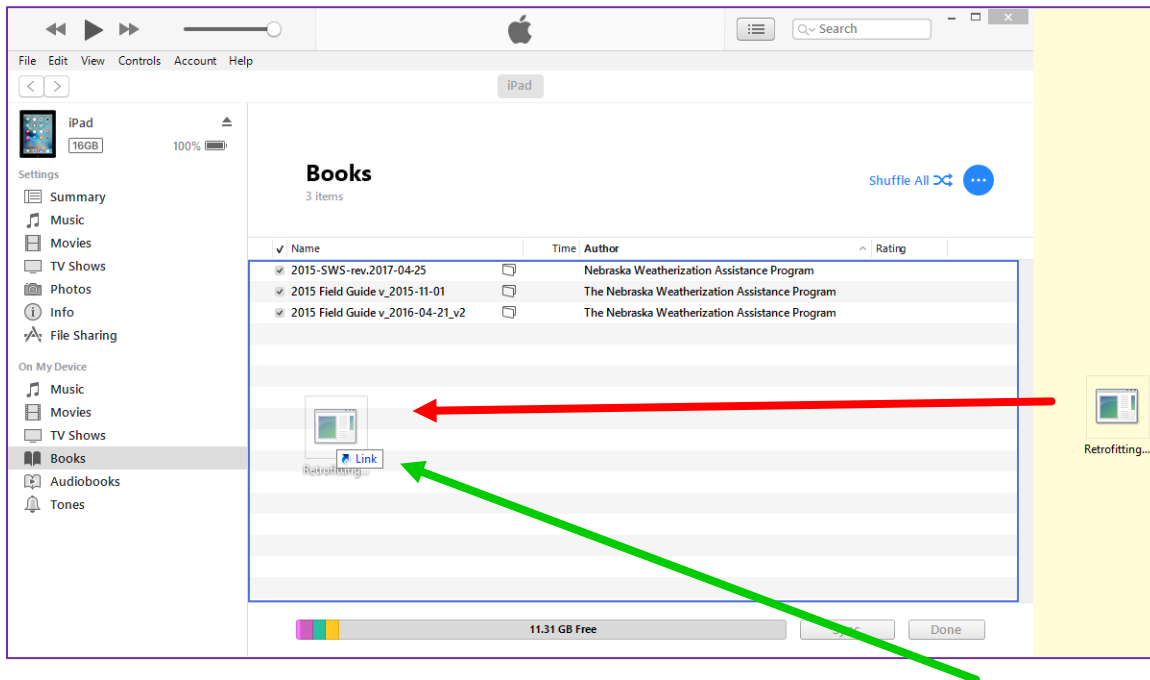
iTunes to iPad

- Resize the **iTunes** window so you can see both the "**RetrofittingNebraska2018-NeWAP.epub**" file and the **iTunes "Books"** section.



[Note: Previous **NeWAP SWS Field Guides** are still hanging out on this **iPad**.]

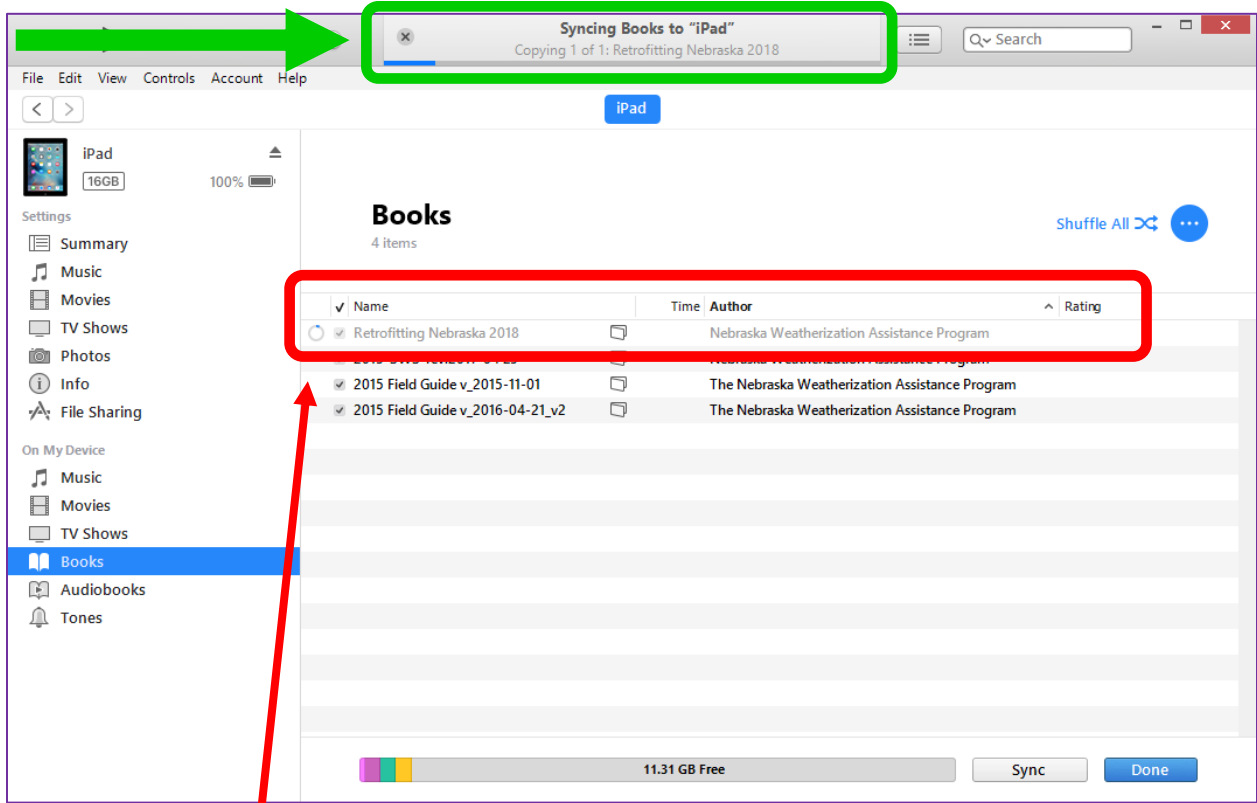
- Click & drag the "**RetrofittingNebraska2018-NeWAP.epub**" to the **iTunes** window.



- The iPad "**Books**" area will initially display the **.epub** file as a "**Link**".
- Once you "**drop**" the **.epub** file here, iTunes begins the copy process.

iTunes to iPad

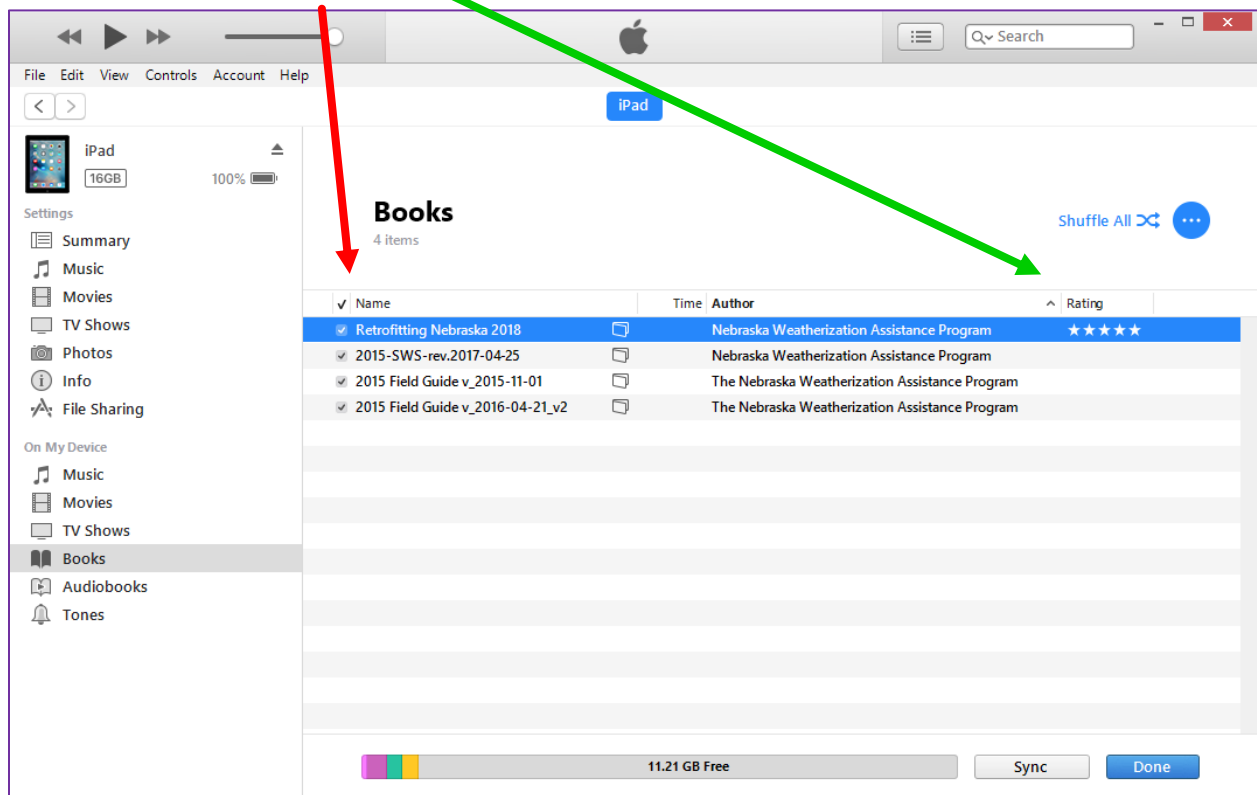
- The "RetrofittingNebraska2018-NeWAP.epub" copies to the iPad.



- The little clock/timer also shows the copying status.

iTunes to iPad

- Copying the "**RetrofittingNebraska2018-NeWAP.epub**" is complete. (I've also given it a 5-star rating!!)



- Close **iTunes**.
- Unplug your **iPad**.
- Your **RetrofittingNebraska2018-NeWAP** e-book is ready to go.